



Quick Setup Guide

Welcome to the World of In-Home Gardening!

Simple Steps to Get Your AeroGarden Up and Growing
(No Tools Required)

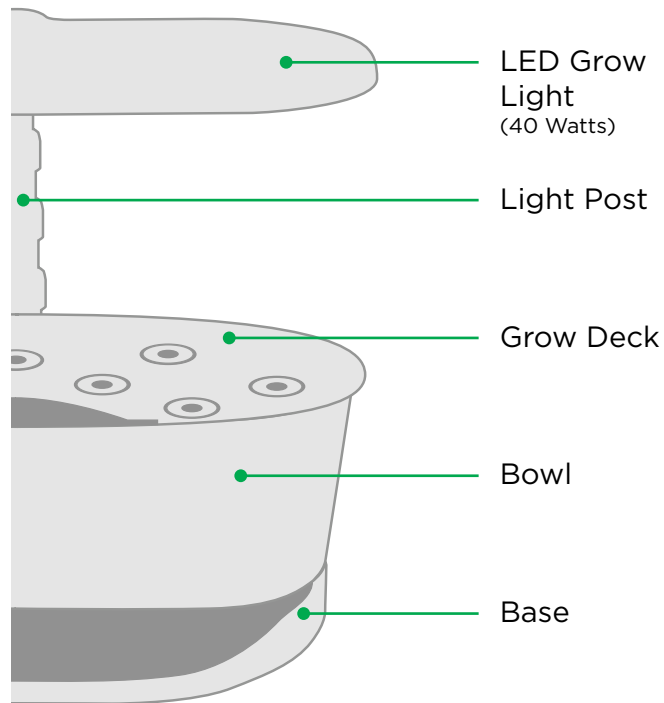


Bounty

Model number:
100912-BLK / WHT / STB

Garden Input: 24Vdc, 2.0A | Adapter Input: 100-240Vac, 50/60Hz
Adapter Output: 24Vdc, 2.0A

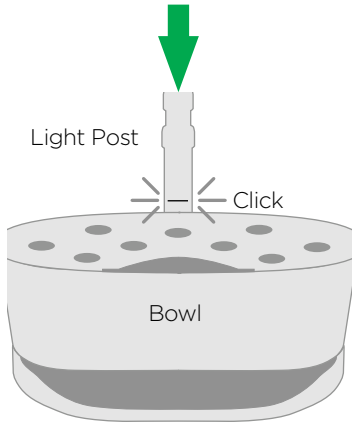
Product Overview



Get Growing in 4 Fast & Easy Steps!

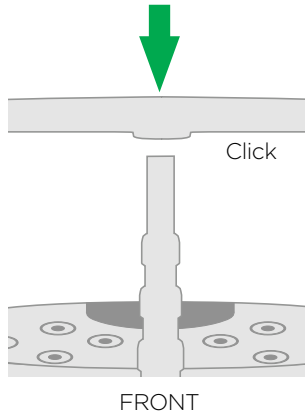
1

Insert Post into base making sure it faces the front and until the line is leveled with the base.



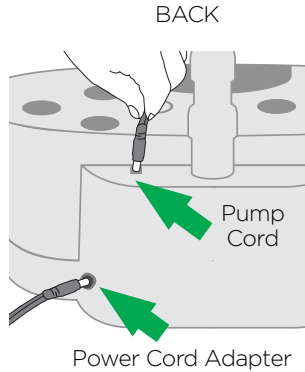
2

Insert hood unto post until the mark line is covered by the LED Grow Light.




3

Plug pump & power cord into base.



4

Plug garden's power cord into electrical outlet. Touch the **'QUICK PLANT'** button, then follow on-screen instructions.



What's Inside



Garden With LED Grow Light



Power Cord Adapter



Trellis System



Seed Pods & Grow Domes



Plant Food

Good To Know



65-76°F/ 16-24°C
Ideal Temperature



Min / Max
Height



Keep Seed Pod
Labels On



After
Sprouting


What You Need



Just Add
Water


Control Panel


Buttons

Touch the  icon to access all the Menu options on your touchscreen. From here you can access all the aspects of your AeroGarden: Garden Settings, Light, Pump, Plant Food and Tips.

Touch the **'QUICK PLANT'** button when you want to start a new garden. This refreshes timers and settings.


Touch the **'GARDEN TIPS'** button to read the scheduled tip that may be available on your screen, or to read more tips at any time.

Touch the  button to turn Vacation Mode On or Off. Switching to Vacation Mode shortens your Light On period, which cuts about in half the amount of water your garden will use. While it also reduces overall yields, many people also like it for day-to-day low maintenance gardening.

Touch the  button to temporarily turn your LED Grow Light On, Dim it, or turn it Off. Once selected, the light will remain On, Dimmed or Off until the next time they are set to go On/Off.

Occasional use will not harm your plants.

Wi-Fi: A connection to Wi-Fi is not needed to enjoy your garden, but the AeroGarden App does unlock new features on your AeroGarden. Download the AeroGarden App by searching for 'AeroGarden' in your mobile App Store. Follow the instructions in the App to connect your garden to Wi-Fi.

The  icon will remain Off if you do not connect your AeroGarden to your local

Wi-Fi network. The icon will turn blue when your AeroGarden is connected, and it will turn yellow if the connection to your local Wi-Fi network is interrupted or stopped. You can touch it to access your AeroGarden's Wi-Fi settings page.



Garden Settings

Menu Options

Garden Settings allow you access your AeroGarden's clock, days planted, Wi-Fi, vacation mode, audio alerts, garden status and restore defaults.

Plant Food allows you to view and customize your AeroGarden's Plant Food cycle.

Pump allows you to view and customize your AeroGarden's Pump cycle and test it.

Light allows you to view and customize your AeroGarden's Light On/Off cycle.

Tips/Contact Us provide you with an array of gardening tips, answers to the most commonly asked questions and a way to contact us, should you have a question we have not addressed here.

Good To Know



Plant Food

Add Liquid Plant Food to the Water Bowl when you first plant your Seed Pod Kit and when the 'Add Plant Food' alert activates, every 2 weeks.

Follow the directions on the Liquid Plant Food bottle for feeding amounts, and top off the water level to 'Fill to Here.'

Touch the Plant Food Added icon on your touchscreen to turn off the alert and reset the Plant Food timer.



Pump

When you first start your garden, your pump is set to run 1 hour every 11 hours, while it is in Germination Mode. After 2 weeks, it shifts automatically to the best pump cycle for the plants in your garden.

There is a 'Test Pump' feature under MENU/Pump.



Watering

Your garden will show when water levels are High, Medium and Low. A 'Low Water' alert will appear when the water level is too low. For best results, keep the water level topped up to the 'Fill to Here.' Do not overflow.



Lights

Your AeroGarden has a built-in timer for its Grow Light that automatically provides your plants with the perfect amount of 'sunlight.' As long as your plants get this amount of light, it does not matter what time of day the light is Off. You can customize the time your light comes On or Off during the day under MENU/Light.

IMPORTANT SAFETY INSTRUCTIONS

**When using this AeroGarden electrical furnishing, basic precautions should always be followed, including the following:
Read all instructions before using this AeroGarden furnishing. SAVE THESE INSTRUCTIONS**

1. To reduce the risk of electric shock, the AeroGarden has a specific plug. Do not change the plug in any way.

DANGER – to reduce risk of electric shock:

2. Always unplug the AeroGarden from electrical outlet before cleaning.

WARNING – to reduce risk of burns, fire, electric shock, or injury to persons:

3. Unplug AeroGarden from outlet before putting on or taking off parts.

4. Please take proper precautions when operating an AeroGarden near or by individuals requiring close supervision, including children.

5. Use AeroGarden only for its intended use as described in the instructions.

Do not use attachments not recommended by manufacturer.

6. Never operate AeroGarden if it has a damaged cord or plug, if it is not working properly, if it has been dropped and damaged, or if it has been dropped in water. If any of these conditions occur/exist, contact www.AeroGardenSupport.com or your country's local distributor for instructions.

7. Keep cord away from heated surfaces.

8. Never operate furnishing with air openings blocked. Keep air openings free of lint, hair, and the like.

9. Never drop or insert any object into any electrical openings.

10. Do not use outdoors.

11. Do not operate where aerosol (spray) products are being used or where oxygen is being administered.

12. Do not touch moving parts or hot parts such as pumps, lights, reflective surfaces, and the like.

13. To disconnect, remove plug from outlet.

14. Do not place or submerge base, cord, plug, or Light Hood in water or other liquid to clean it.

15. Do not allow water to contact hot LED Grow Lights.

16. Use only approved and supplied parts and accessories. Use only AeroGarden LED Grow Lights with this AeroGarden model. Use of any other kind of accessory is not recommended. Replacement parts can be ordered from www.AeroGarden.com

17. Do not use AeroGarden for other than intended purpose.

18. This product is intended for household and residential use only. This product is not approved for commercial applications.

19. If supply cord is damaged, it must be replaced by manufacturer, its service agent, or similarly qualified technician in order to avoid a hazard.

20. Electrical wiring must be in accordance with local regulations.

21. This appliance is not intended for use by persons (including children) with reduced physical, sensory or mental capabilities, or lack of experience and knowledge, unless they have been given supervision or instruction concerning use of appliance by a person responsible for their safety.

22. Children should be supervised to ensure they do not play with the appliance.

This device complies with Part 15 of the FCC Rules. Operation is subject to the following two conditions: (1) this device may not cause harmful interference, and (2) this device must accept any interference received, including interference that may cause undesired operation.

Warning: Changes or modifications to this unit not expressly approved by the party responsible for compliance could void the user's authority to operate the equipment. Note: This equipment has been tested and found to comply with the limits for a Class B digital device, pursuant to part 15 of the FCC Rules. These limits are designed to provide reasonable protection against harmful interference in a residential installation. This equipment generates, uses and can radiate radio frequency energy and, if not installed and used in accordance with the instructions, may cause harmful interference to radio communications. However, there is no guarantee that interference will not occur in a particular installation. If this equipment does cause harmful interference to radio or television reception, which can be determined by turning the equipment off and on, the user is encouraged to try to correct the interference by one or more of the following measures: —Reorient or relocate the receiving antenna. —Increase the separation between the equipment and receiver. —Connect the equipment into an outlet on a circuit different from that to which the receiver is connected. —Consult the dealer or an experienced radio/TV technician for help.

The device has been evaluated to meet general RF exposure requirement. To maintain compliance with FCC's RF exposure guidelines, this equipment should be installed and operated with a minimum distance of 20cm between the radiator and your body.

This device complies with Industry Canada's licence-exempt RSSs. Operation is subject to the following two conditions: (1) This device may not cause interference; and (2) This device must accept any interference, including interference that may cause undesired operation of the device.

Le présent appareil est conforme aux CNR d'Industrie Canada applicables aux appareils radio exempts de licence. L'exploitation est autorisée aux deux conditions suivantes : (1) l'appareil ne doit pas produire de brouillage, et; (2) l'utilisateur de l'appareil doit accepter tout brouillage radioélectrique subi, même si le brouillage est susceptible d'en compromettre le fonctionnement.

U.S. CAUTION - You are cautioned that any changes or modifications not expressly approved in this manual could void your authority to operate this equipment.

User Maintenance: Any servicing is to be performed by an authorized service representative. Use original packaging for storage when the appliance is not used.

Disconnect power before servicing or replacing lights. Use only AeroGarden LED Light replacement.

DO NOT SUBMERGE

**HOUSEHOLD USE ONLY
POUR L'USAGE À LA MAISON**

Do not immerse cord in water or other liquid, and unplug cord from outlet when not in use.

AEROGARDEN LIMITED WARRANTY

WHAT IS COVERED - This warranty covers any defects in materials or workmanship, with the exceptions stated below.

HOW LONG COVERAGE LASTS - This warranty runs for one (1) year on this AeroGarden and LED Grow Lights, from the date of original purchase, for the original purchaser/user.

WHAT IS NOT COVERED - The warranty shall not apply to problems arising from: normal wear; failure to adhere to enclosed operating instructions; serial numbered products if the serial number has been removed or defaced; products subject to negligence, accident, improper use, maintenance or storage; products damaged by circumstances beyond AeroGrow International Inc.'s control; loss or damage to removable parts; or products modified (including, but not limited to, modifications through the use of unauthorized parts or attachments) or repaired by anyone other than AeroGrow International, Inc., or its designee. This warranty excludes all incidental or consequential damages.

WHAT AEROGROW WILL DO - AeroGrow International, Inc., at its option, will repair any defects in materials or workmanship or will replace these products with ones of similar features and price. AeroGrow International, Inc.'s sole obligation and your exclusive remedy under this warranty shall be limited to such repair or replacement.

TO RETURN THIS PRODUCT - If you have questions or concerns regarding your AeroGarden, please contact Customer Service at 1-800-476-9669. Please do not return any product without contacting AeroGrow for return authorization. Unauthorized returns, as well as C.O.D. shipments, will be refused. For more information regarding returns, please see the Returns section at www.AeroGarden.com

Due to continuing improvements, actual product may differ slightly from the product described herein. Some states do not allow the exclusion or limitation of incidental or consequential damages, so the above limitation or exclusion may not apply to you. This warranty gives you specific legal rights, and you may have other legal rights that vary from state to state.

If you have any questions please feel free to contact our customer service representatives:

US: 1-800-476-9669 | Canada: 1-800-611-9058

NEED SUPPLIES, ACCESSORIES OR INFORMATION?

Call: 1-800-476-9669 or Visit Our Website: www.AeroGarden.com

facebook

We also have an active Facebook Community that loves to answer questions at facebook.com/aerogarden. "Like" us for special offers and community fun!

 **AeroGrow**
INTERNATIONAL, INC.

AeroGrow International, Inc., P.O. Box 18450, Boulder, CO 80308-1450
©2019 AeroGrow International, Inc. 071219 AC